



Scoop Series

Lounge Seating



		List Prices				Sq.-Ft.	Yards	Dimensions				
Scoop 5066-30												
	COM	1840	Grade K	2455	Edel 1	3415	63	3 1/2	OH	31	AH	20
	COL	2050	Grade L	2495	Edel 2	3590			OW	25 1/2	WBA	18 1/2
	Grade A	2070	Grade M	2530	Edel 3	3870			OD	28 1/2	DED	
	Grade B	2110	Grade N	2590	Edel 4	3940			SH	17 1/2	DEW	25 1/2
	Grade C	2160	Grade P	2640	Edel 5	4290			SD	20	R	
	Grade D	2200	Grade Q	2690	Edel 6	4430						
	Grade E	2235	Leather I	2625	Edel 7	4850						
	Grade F	2285	Leather II	3145	Edel 12	7580						Weight 85
	Grade G	2320	Leather III	3260								
	Grade H	2375	Leather IV	3380								
	Grade J	2415	Leather V	3855								
												(Content 11% post-consumer, 8% pre-consumer)
											GREENGUARD INDOOR AIR QUALITY CERTIFIED*	
Small scale lounge, 4-prong self center swivel base, satin pewter metal base, no napped fabric.												

Scoop 5067-30												
	COM	1895	Grade K	2685	Edel 1	3920	81	4 1/2	OH	31	AH	19
	COL	2145	Grade L	2735	Edel 2	4145			OW	26	WBA	18 1/2
	Grade A	2190	Grade M	2785	Edel 3	4505			OD	29	DED	
	Grade B	2245	Grade N	2860	Edel 4	4595			SH	17	DEW	26
	Grade C	2305	Grade P	2925	Edel 5	5045			SD	20	R	
	Grade D	2355	Grade Q	2985	Edel 6	5225						
	Grade E	2405	Leather I	2905	Edel 7	5765						
	Grade F	2465	Leather II	3570	Edel 12	9275						Weight 83
	Grade G	2515	Leather III	3725								
	Grade H	2585	Leather IV	3875								
	Grade J	2635	Leather V	4490								
												(Content 1% post-consumer, 0% pre-consumer)
											GREENGUARD INDOOR AIR QUALITY CERTIFIED*	
Small scale lounge, fixed matte black wood plinth base, no napped fabric.												



Scoop Series





Lounge Seating

	List Prices				Sq.Ft.	Yards	Dimensions					
Scoop 5067-31												
	COM	1980	Grade K	2770	Edel 1	4005	81	4 1/2	OH	31 1/2	AH	19 1/2
	COL	2230	Grade L	2820	Edel 2	4230			OW	26	WBA	18 1/2
	Grade A	2275	Grade M	2870	Edel 3	4590			OD	29	DED	
	Grade B	2330	Grade N	2945	Edel 4	4680			SH	17 1/2	DEW	26
	Grade C	2390	Grade P	3010	Edel 5	5130			SD	20	R	
	Grade D	2440	Grade Q	3070	Edel 6	5310						
	Grade E	2490	Leather I	2990	Edel 7	5850						
	Grade F	2550	Leather II	3655	Edel 12	9360						Weight 87
	Grade G	2600	Leather III	3810								
	Grade H	2670	Leather IV	3960								
	Grade J	2720	Leather V	4575								
		(Content 2% post-consumer, 2% pre-consumer) GREENGUARD INDOOR AIR QUALITY CERTIFIED*										
Small scale lounge, self center swivel, matte black wood plinth base, no napped fabric.												
Scoop 5068-30												
	COM	1995	Grade K	2695	Edel 1	3795	72	4	OH	32 1/2	AH	20
	COL	2225	Grade L	2740	Edel 2	3995			OW	29	WBA	21 1/2
	Grade A	2255	Grade M	2785	Edel 3	4315			OD	32	DED	
	Grade B	2305	Grade N	2855	Edel 4	4395			SH	17 1/2	DEW	29
	Grade C	2360	Grade P	2910	Edel 5	4795			SD	20 1/2	R	
	Grade D	2405	Grade Q	2965	Edel 6	4955						
	Grade E	2450	Leather I	2890	Edel 7	5435						
	Grade F	2500	Leather II	3485	Edel 12	8555						Weight 104
	Grade G	2545	Leather III	3620								
	Grade H	2610	Leather IV	3755								
	Grade J	2655	Leather V	4300								
		(Content 10% post-consumer, 7% pre-consumer) GREENGUARD INDOOR AIR QUALITY CERTIFIED*										
Large scale lounge, 4-prong self center swivel base, satin pewter metal base, no napped fabric.												
Scoop 5069-30												
	COM	1995	Grade K	2875	Edel 1	4245	90	5	OH	32	AH	19
	COL	2270	Grade L	2930	Edel 2	4495			OW	29	WBA	21 1/2
	Grade A	2325	Grade M	2985	Edel 3	4895			OD	32 1/2	DED	
	Grade B	2385	Grade N	3065	Edel 4	4995			SH	17	DEW	29
	Grade C	2450	Grade P	3140	Edel 5	5495			SD	20 1/2	R	
	Grade D	2505	Grade Q	3205	Edel 6	5695						
	Grade E	2560	Leather I	3115	Edel 7	6295						
	Grade F	2630	Leather II	3855	Edel 12	10195						Weight 99
	Grade G	2685	Leather III	4025								
	Grade H	2760	Leather IV	4195								
	Grade J	2815	Leather V	4875								
		(Content 1% post-consumer, 1% pre-consumer) GREENGUARD INDOOR AIR QUALITY CERTIFIED*										
Large scale lounge, fixed matte black wood plinth base, no napped fabric.												
Scoop 5069-31												
	COM	2190	Grade K	3070	Edel 1	4440	90	5	OH	32	AH	19
	COL	2465	Grade L	3125	Edel 2	4690			OW	29	WBA	21 1/2
	Grade A	2520	Grade M	3180	Edel 3	5090			OD	32 1/2	DED	
	Grade B	2580	Grade N	3260	Edel 4	5190			SH	17	DEW	29
	Grade C	2645	Grade P	3335	Edel 5	5690			SD	20 1/2	R	
	Grade D	2700	Grade Q	3400	Edel 6	5890						
	Grade E	2755	Leather I	3310	Edel 7	6490						
	Grade F	2825	Leather II	4050	Edel 12	10390						Weight 103
	Grade G	2880	Leather III	4220								
	Grade H	2955	Leather IV	4390								
	Grade J	3010	Leather V	5070								
		(Content 2% post-consumer, 2% pre-consumer) GREENGUARD INDOOR AIR QUALITY CERTIFIED*										
Large scale lounge, self center swivel, matte black wood plinth base, no napped fabric.												



Scoop Series

Lounge Seating

	List Prices				Sq.Ft.	Yards	Dimensions					
Scoop 5069-32												
	COM	2250	Grade K	3130	Edel 1	4500	90	5	OH	32	AH	19
	COL	2525	Grade L	3185	Edel 2	4750			OW	29	WBA	21½
	Grade A	2580	Grade M	3240	Edel 3	5150			OD	32½	DED	
	Grade B	2640	Grade N	3320	Edel 4	5250			SH	17	DEW	29
	Grade C	2705	Grade P	3395	Edel 5	5750			SD	20½	R	
	Grade D	2760	Grade Q	3460	Edel 6	5950						
	Grade E	2815	Leather I	3370	Edel 7	6550						
	Grade F	2885	Leather II	4110	Edel 12	10450						Weight 99
	Grade G	2940	Leather III	4280								
	Grade H	3015	Leather IV	4450								
	Grade J	3070	Leather V	5130								
									(Content 1% post-consumer, 1% pre-consumer) GREENGUARD INDOOR AIR QUALITY CERTIFIED*			
Large scale lounge, matte black wood plinth base with casters, no napped fabric.												
Scoop 5070-30												
	COM	2725	Grade K	4130	Edel 1	6325	144	8	OH	31½	AH	19
	COL	3120	Grade L	4220	Edel 2	6725			OW	60	WBA	52
	Grade A	3250	Grade M	4305	Edel 3	7365			OD	32½	DED	
	Grade B	3345	Grade N	4440	Edel 4	7525			SH	17	DEW	
	Grade C	3455	Grade P	4555	Edel 5	8325			SD	21	R	
	Grade D	3545	Grade Q	4665	Edel 6	8645						
	Grade E	3630	Leather I	4515	Edel 7	9605						
	Grade F	3740	Leather II	5705	Edel 12	15845						Weight 165
	Grade G	3825	Leather III	5975								
	Grade H	3950	Leather IV	6245								
	Grade J	4040	Leather V	7335								
									(Content 1% post-consumer, 0% pre-consumer) GREENGUARD INDOOR AIR QUALITY CERTIFIED*			
Matte black wood plinth base, no napped fabric.												
Scoop 5071-30												
	COM	3095	Grade K	4765	Edel 1	7370	171	9½	OH	31½	AH	19
	COL	3550	Grade L	4870	Edel 2	7845			OW	80	WBA	72
	Grade A	3720	Grade M	4975	Edel 3	8605			OD	32½	DED	
	Grade B	3835	Grade N	5130	Edel 4	8795			SH	17	DEW	
	Grade C	3960	Grade P	5270	Edel 5	9745			SD	21	R	
	Grade D	4065	Grade Q	5395	Edel 6	10125						
	Grade E	4170	Leather I	5225	Edel 7	11265						
	Grade F	4300	Leather II	6630	Edel 12	18675						Weight 205
	Grade G	4405	Leather III	6955								
	Grade H	4550	Leather IV	7280								
	Grade J	4655	Leather V	8570								
									(Content 1% post-consumer, 1% pre-consumer) GREENGUARD INDOOR AIR QUALITY CERTIFIED*			
Matte black wood plinth base, no napped fabric.												
Scoop 5072-89												
	COM	815	Grade K	1080	Edel 1	1490	27	1½	OH	17½	AH	
	COL	945	Grade L	1095	Edel 2	1565			OW	28	WBA	
	Grade A	915	Grade M	1110	Edel 3	1685			OD	22½	DED	
	Grade B	930	Grade N	1135	Edel 4	1715			SH		DEW	
	Grade C	950	Grade P	1160	Edel 5	1865			SD		R	
	Grade D	970	Grade Q	1180	Edel 6	1925						
	Grade E	985	Leather I	1150	Edel 7	2105						
	Grade F	1005	Leather II	1375	Edel 12	3275						Weight 47
	Grade G	1020	Leather III	1425								
	Grade H	1045	Leather IV	1475								
	Grade J	1060	Leather V	1680								
									(Content 16% post-consumer, 12% pre-consumer) GREENGUARD INDOOR AIR QUALITY CERTIFIED*			
Large scale ottoman, 4-prong satin pewter metal base, no napped fabric.												